

41091

教科書文庫

4
760
51-1905
25006
14279

760 類
263 號



ORGAN METHOD

著者 岩波書店

初 等

オルガン教科書

開成館蔵版

文 部 省 検 定 済



藏書印

藏書印

藏書印
ノ

760
262

廣師男登錄番
第307冊
9.13

1427

廣島師範
學校
藏書
印

初 等

廣島師範
學校
藏書

オルガン教科書

天谷秀・多梅稚

共編

760類
262号

文 部 省 檢 定 済

明治三十八年三月八日 師範學校及高等女學校音樂科用

廣師男登録番號
第307番
9715号

14279

開成館藏版

部
冊
數
音
樂
二
一
号

緒 言

本書は由來師範學校、高等女學校其他同一程度の學校の、オルガン教科用に適當なる書籍なきを憂ひ、編者が多年の經驗に依り、茲に同校教科書に充てんがため、編纂したるものなり。

本書の材料選擇は、高尚にして複雑なる樂曲は之を避け、専ら簡易にして趣味ある歌調的のものを選べり。これ唱歌科と連絡を計らんがためにして、其程度、分量等は極めて其意を用ひ、樂曲の順序等は、易より徐徐に難に進む様に配當せり。

本書の樂曲には、終始悉く運指法を附せり。これ他なし、初學者をして容易に樂器を練習することを得しむるがための便を計れるなり。

本書は實地教授上の利便を計りて、樂曲の順序等に特に意を用ひたれども、實際教授上の便宜によりて、多少の異動を行ふは、教授者の任意なりとす。

本書は實に音樂初歩の階梯に過ぎざれども、學者これに依りて音樂の一斑に通ずるを得ば、編者の光榮これに過ぎざるなり。

本書附録の祝祭日複音の和聲につき、元東京音樂學校講師ノーエル、ペリー先生の助力を得たるは、編者の満足とする處なり。茲に先生の好意を謝す。

明治三十七年十一月

編 者 識

第一、奏者の姿勢

に安置し、胸部は指は之を彎曲にし平に保ち、決して

第二、手指の運用

は、成るべく自然に習及び音階練習にべし。

第三、踏板練習

踏板より離すことみて、殊に手指のすべし。必らず片勿れ。これ時としに特記すべきことを緩にし、數個の音を急にすべし。故に踏ことを記憶すべし。

オルガン使用法

第一、奏者の姿勢 身體は椅子に倚り、樂器の中央に安置し、胸部は屈することなく、眞直にすべし。手指は之を彎曲にして、手腕並に臂と共に、眞直且つ水平に保ち、決して上方或は下方に傾くべからず。

第二、手指の運用法 手指の鍵盤上に於ける遷轉は、成るべく自然にして圓滑なるを要す。尙ほ五指練習及び音階練習にありては、初めは緩に漸次急にすべし。

第三、踏板練習 踏板を踏むには、足尖及び足踵を踏板より離すことなく、左右交互靜に且つ平等に踏みて、殊に手指の運動と同時にせざる様注意して奏すべし。必らず片足にて若くは、左右同時に踏むこと勿れ。これ時として、風囊を破損するに至る、尙ほ茲に特記すべきことは、一個の音を奏する時は、其踏方を緩にし、數個の音を同時に奏するときは、其踏方を急にすべし。故に踏板の踏方は、音の重複如何によることを記憶すべし。

第四、増音器練習 増音器は、踏板とは常に密接の關係を有するものにして、弱音繼續の場合は、此器を開かずして、只踏板の踏方を緩にし、強音繼續の場合は、此器を開き、踏板の踏方を急にすべし。

第五、複音練習 二個以上の複音は、必ず圓滑にして、同時に發音する様に注意すべし。

第六、ストップの説明 ストップを有するオルガンを演奏するとき、初學者は左方 ^{ディアパゾン} Diapason 右方 ^{メロディア} Melodia の二個を引出して足れりと雖、熟練の後に高尚の曲を奏するときは、演奏中に抜き挿しをなし、其音色に種種の變化を與ふることを記憶すべし。然れども普通の樂曲を奏する場合は、左方 ^{ディアパゾン} Diapason、^{ヴィオラ} Viola 右方 ^{フルート} Flute、^{メロディア} Melodia の四個にて足れりとす。今ストップの種類を擧ぐれば、普通は四個又は七個より多きは十四乃至廿四五個に至る。次に各ストップの説明概要を示さん。

1. 高音部に屬するもの。

^{メロディア} Melodia。 ^{セラフオン} Seraphone。 ^{フルート} Flute。 ^{セロ} Cello。

2. 低音部に屬するもの。

^{ヴィオラ} Viola。 ^{ディアパゾン} Diapason。 ^{サブ} Sub Bass。

3. 以上の發音を弱めたるもの。

^{ズルセット} Dulcet。 ^{セロ} Cello ^{ズルセット} dulcet。 ^{ヴィオラ} Viola ^{ズルセット} dulcet。

以上三種のストップに變化を與ふるストップは下に示す。

^{クララベラ} Clarabella、^{バス} Bass、^{カプラー} Coupler、^{トレブル} Treble coupler、^{ヴォクス} Vox Hummana。

次に各ストップの重なるものを排列して説明せん。

^{セレステ} Celeste (高音部に屬する獨立ストップにして、天上の聲と云ふ意)

^{カプラー} Coupler (結合の意にて、一の鍵を壓するとき、他の鍵之に依り、結合して發音するなり)

^{ディアパソン} Diapason (中音律に屬し、音色は平滑流動殆んど管笛の如し)

^{ドルセット} Dulcet (弱き意、音色は甘美なり)

^{フルーエト} Flûte (高音律の高音部に屬し、音色はフルーエトと云ふ横笛に似たり)

^{フォルテ} Forte (勢力を附加するものにして、音色は剛強となる)

^{メロディア} Melodia (中音律の高音部に屬し、最も純清なる管笛の如し)

^{セラフオン} Seraphone (中音律の高音部に屬し、精緻なる音色を有す)

^{ドルシアナ} Dulciana (低音部に於ける獨立ストップにして、音色は精妙なり)

^{ドルチェ} Dolce (音色柔かにして Diapason 或は Principal に同じ)

^{エコー} Echo (音色反響の如し)

^{ヴィオラ} Viola (高音律の低音部にして、上一八音を附す。音色は圓滑なり)

^{プリンシパル} Principal (音色明朗にして、高音部なり)

^{ガンバ} Gamba (音色明朗にして、中音律なり)

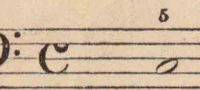
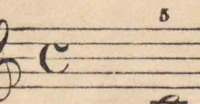
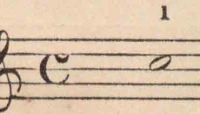
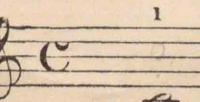
^{ユーホン} Euphone (中音律或は次中音律の高音部に屬し、音色は富麗なり)

^{トレムラント} Tremulante (オルガン全體の音を、粗く顫動するものにして、稀に用ふ)

^{トランペット} Trumpet (低音部に屬し、音色ラッパの如し)

^{サブバス} Sub bass (樂音最低の一八音を開くなり)

^{ヴォクス} Vox Hummana (或るストップより發する音に、深き感情を附與するもの。悲哀の意)



踏 板 練 習

Musical notation for the pedal exercise. It consists of two staves: a treble clef staff and a bass clef staff, both in common time (C). The treble staff contains a series of chords with slurs, with fingerings 1, 2, 3, 4, 5, 4, 3, 2, 1 written above the notes. The bass staff contains a series of chords with slurs, with fingerings 1, 3, 5 written below the notes.

右 手 練 習

Musical notation for the right hand exercise. It consists of two treble clef staves in common time (C). The top staff has notes with fingerings 1, 2, 3, 4, 5, 4, 3, 2, 1. The bottom staff has notes with fingerings 1, 2, 3, 4, 5, 4, 3, 2, 1. A double bar line with repeat dots is present at the end of each staff.

左 手 練 習

Musical notation for the left hand exercise. It consists of two staves: a treble clef staff and a bass clef staff, both in common time (C). The treble staff has notes with fingerings 5, 4, 3, 2, 1, 2, 3, 4, 5. The bass staff has notes with fingerings 5, 4, 3, 2, 1, 2, 3, 4, 5. A double bar line with repeat dots is present at the end of each staff.

に同じ)

附す。音色

し、音色は

するものに

、深き感情

雙手練習

1.

Exercise 1 consists of two staves. The treble staff has notes G4, A4, B4, C5, B4, A4, G4, F4, E4, D4, C4. The bass staff has notes C3, D3, E3, F3, G3, A3, B3, C4, B3, A3, G3, F3, E3, D3, C3. Fingerings are indicated above and below notes.

2.

Exercise 2 consists of two staves. The treble staff has notes G4, A4, B4, C5, B4, A4, G4, F4, E4, D4, C4. The bass staff has notes C3, D3, E3, F3, G3, A3, B3, C4, B3, A3, G3, F3, E3, D3, C3. Fingerings are indicated above and below notes.

3.

Exercise 3 consists of two staves. The treble staff has notes G4, A4, B4, C5, B4, A4, G4, F4, E4, D4, C4. The bass staff has notes C3, D3, E3, F3, G3, A3, B3, C4, B3, A3, G3, F3, E3, D3, C3. Fingerings are indicated above and below notes.

4.

Exercise 4 consists of two staves. The treble staff has notes G4, A4, B4, C5, B4, A4, G4, F4, E4, D4, C4. The bass staff has notes C3, D3, E3, F3, G3, A3, B3, C4, B3, A3, G3, F3, E3, D3, C3. Fingerings are indicated above and below notes.

5.

Exercise 5 consists of two staves. The treble staff has notes G4, A4, B4, C5. The bass staff has notes C3, D3, E3, F3, G3, A3, B3, C4. Fingerings are indicated above and below notes.

6.

Exercise 6 consists of two staves. The treble staff has notes G4, A4, B4, C5. The bass staff has notes C3, D3, E3, F3, G3, A3, B3, C4. Fingerings are indicated above and below notes.

7.

Exercise 7 consists of two staves. The treble staff has notes G4, A4, B4, C5. The bass staff has notes C3, D3, E3, F3, G3, A3, B3, C4. Fingerings are indicated above and below notes.

Exercise 8 consists of two staves. The treble staff has notes G4, A4, B4, C5. The bass staff has notes C3, D3, E3, F3, G3, A3, B3, C4. Fingerings are indicated above and below notes.

5.

1 2 3 4 5 4 3 2 1 2 3 4 2 3 4 5 3 5 4 3 2 4 3 2 1 3 2 4 3 5 1

5 4 3 2 1 2 3 4 5 4 3 2 4 3 2 1 3 1 2 3 4 2 3 4 5 3 4 2 3 1 5

6.

1 1 2 2 3 4 5 3 2 2 2 3 4 2 3 1 2 3 4 5 1

5 5 4 4 3 2 1 3 4 4 4 3 2 4 3 5 4 3 2 1 5

7.

5 4 3 2 3 4 2 1 3 4 5 3 2 3 4 2

1 2 3 4 3 2 4 5 3 2 1 3 4 3 2 4

3 4 5 3 2 3 4 2 5 4 3 2 3 4 2 1

3 2 1 3 4 3 2 4 1 2 3 4 3 2 4 5

1

1

1

1

8.

9.

10.

11.

11.

12.

13.

14.

1
5

1
5

8
3

11.

1 2 3 4 5 4 3 2 1
5 4 3 2 1 2 3 4 5

12.

1 2 3 4 5 4 3 2 1 2 3 4 5 4 3 1 2 5 1
5 4 3 2 1 2 3 4 5 5 1 5 1 5

13.

1 3 2 4 3 5 2 4 2 3 5 4 2 1 2 5 3 5 4 2 1
5 1 5 1 1 5 1 5 1 5 1 5

14.

1 2 3 2 3 4 3 4 5 2 4 3 2 3 2 1 2 3 4 5 1 2 3 4 5 1
5 1 5 1 1 5 1 5 4 3 2 1 5 3 5

15.

16.

17.

18.

19.

3 1
3 1 5

Exercise 3, measures 1 and 2. Treble clef, 2/4 time. Measure 1: quarter notes G4, A4. Measure 2: quarter notes B4, A4. Fingering: 3 1 in measure 1, 3 1 5 in measure 2.

1 3 1
3 1 5

Exercise 3, measures 3 and 4. Treble clef, 2/4 time. Measure 3: quarter notes G4, A4. Measure 4: quarter notes B4, A4. Fingering: 1 3 1 in measure 3, 3 1 5 in measure 4.

1
3 5

Exercise 3, measures 5 and 6. Treble clef, 2/4 time. Measure 5: quarter notes G4, A4. Measure 6: quarter notes B4, A4. Fingering: 1 in measure 5, 3 5 in measure 6.

1
3 5

Exercise 3, measures 7 and 8. Treble clef, 2/4 time. Measure 7: quarter notes G4, A4. Measure 8: quarter notes B4, A4. Fingering: 1 in measure 7, 3 5 in measure 8.

18.

Exercise 18, measures 1-12. Treble clef, 2/4 time. Measure 1: quarter notes G4, A4. Measure 2: quarter notes B4, A4. Measure 3: quarter notes G4, F4. Measure 4: quarter notes E4, D4. Measure 5: quarter notes C4, B3. Measure 6: quarter notes A3, G3. Measure 7: quarter notes F3, E3. Measure 8: quarter notes D3, C3. Measure 9: quarter notes B2, A2. Measure 10: quarter notes G2, F2. Measure 11: quarter notes E2, D2. Measure 12: quarter notes C2, B1. Fingering: 1 5 4 3 2 4 3 2 1 2 4 3 5.

Exercise 18, measures 13-24. Treble clef, 2/4 time. Measure 13: quarter notes G4, A4. Measure 14: quarter notes B4, A4. Measure 15: quarter notes G4, F4. Measure 16: quarter notes E4, D4. Measure 17: quarter notes C4, B3. Measure 18: quarter notes A3, G3. Measure 19: quarter notes F3, E3. Measure 20: quarter notes D3, C3. Measure 21: quarter notes B2, A2. Measure 22: quarter notes G2, F2. Measure 23: quarter notes E2, D2. Measure 24: quarter notes C2, B1. Fingering: 2 4 3 5 1 5 4 3 2 4 2 1 3 1.

19.

Exercise 19, measures 1-12. Treble clef, 2/4 time. Measure 1: quarter notes G4, A4. Measure 2: quarter notes B4, A4. Measure 3: quarter notes G4, F4. Measure 4: quarter notes E4, D4. Measure 5: quarter notes C4, B3. Measure 6: quarter notes A3, G3. Measure 7: quarter notes F3, E3. Measure 8: quarter notes D3, C3. Measure 9: quarter notes B2, A2. Measure 10: quarter notes G2, F2. Measure 11: quarter notes E2, D2. Measure 12: quarter notes C2, B1. Fingering: 1 3 2 4 3 1 2 1 3 2 4 3 1.

Exercise 19, measures 13-24. Treble clef, 2/4 time. Measure 13: quarter notes G4, A4. Measure 14: quarter notes B4, A4. Measure 15: quarter notes G4, F4. Measure 16: quarter notes E4, D4. Measure 17: quarter notes C4, B3. Measure 18: quarter notes A3, G3. Measure 19: quarter notes F3, E3. Measure 20: quarter notes D3, C3. Measure 21: quarter notes B2, A2. Measure 22: quarter notes G2, F2. Measure 23: quarter notes E2, D2. Measure 24: quarter notes C2, B1. Fingering: 2 3 1 5 4 3 2 1 3 2 4 3 2.

左右五指練習

1 2 3 4 5 4 3 2 1 5 1 2 1 2 3 4 3 4 5 4 5 4 3 2 3 2 1 2 3 4 2 3 4 5 4 3 2 1 5 4 3 2

5 4 3 2 1 2 3 4 5 1 5 4 5 4 3 2 3 2 1 2 1 2 3 4 3 4 5 4 3 2 4 3 2 1 2 3 4 5 1 2 3 4

1 2 3 1 2 3 4 2 3 4 5 3 2 3 4 2 1 2 1 3 2 3 2 4 3 4 3 5 2 3 2 4 3 1 2 3 4 2 3 4 5 3 4 5 4 2 3 4

5 4 3 5 4 3 2 4 3 2 1 3 4 3 2 4 5 4 5 3 4 3 4 2 3 2 3 1 4 3 4 2 3 5 4 3 2 4 3 2 1 3 2 1 2 4 3 2

1 3 2 1 2 4 3 2 3 5 4 3 2 4 3 2 1 5 2 5 3 5 2 5 3 5 4 5 3 5 2 5 3 1 2 1 3 1 4 1 5 1 4 1 3 1 2 1 1

5 3 4 5 4 2 3 4 3 1 2 3 4 2 3 4 5 1 4 1 3 1 4 1 3 1 2 1 3 1 4 1 3 5 4 5 3 5 2 5 1 5 2 5 3 5 4 5 5

左手練習

5 1 4 1 3 1 2 1 3 1 4 1 5 1 5

5 1 3 1 5 1 2 1 5 1 3 1 5 1 2 1 5 1 3 1 5 1 2 1 5 1 3 1 5

20.

1 2 3 4

5 1 2 1

22.

1 1 2 3

5 1 3 1

2 3 4

5 1 2 1

20.

Musical score for exercise 20, measures 1-8. The score is in 2/4 time. The right hand (treble clef) has a melody with notes and fingerings: 3, 3, 4 2, 5, 3, 3, 5 4, 3. The left hand (bass clef) has a bass line with notes and fingerings: 5 1, 5 1, 4 1 2 1, 3 1, 5 1, 5 1, 3 1 4 1, 5 1 5.

22.

Musical score for exercise 22, measures 1-8. The score is in common time (C). The right hand (treble clef) has a melody with notes and fingerings: 1 1 2 3, 2 5, 4 4 3 2 5, 3 1, 1 2 3, 2 5, 4 3 2 5, 1 3 1. The left hand (bass clef) has a bass line with notes and fingerings: 5 1 3 1, 5 1 2 1, 5 1 2 1, 5 1 3 1, 5 1 3 1, 5 1 2 1, 5 1 2 1, 5 1 3 1.

Musical notation on the left page, measures 1-2. Fingerings: 1 5 4 3 2, 5 1 2 3 4.

Musical notation on the left page, measures 3-4. Fingerings: 5 4 2 3 4, 1 2 4 3 2.

Musical notation on the left page, measures 5-6. Fingerings: 1, 5.

Musical notation on the left page, measures 7-8. Fingerings: 5, 3 1 5.

增音器練習

Exercise 22 (continued):

Two systems of piano and forte dynamics. The first system starts with a piano (*p*) dynamic and a fermata over the first measure, then transitions to a forte (*f*) dynamic. The second system starts with a forte (*f*) dynamic and a fermata over the first measure, then transitions back to a piano (*p*) dynamic.

Exercise 22 (continued):

Two systems of alternating piano (*p*) and forte (*f*) dynamics. The first system starts with piano (*p*) and alternates with forte (*f*). The second system starts with forte (*f*) and alternates with piano (*p*).

Exercise 23:

Moderato.

Musical notation for exercise 23, featuring fingerings (3, 2, 1, 2, 4, 3, 2, 1, 5, 4, 3, 2, 1, 2, 3, 1, I, 1, II) and dynamics (*f. p*, *mf*).

Exercise 23 (continued):

Musical notation for exercise 23 (continued), featuring fingerings (2, 3, 4, 5, 4, 3, 2, 2, 3, 4, 5, 4) and dynamics (*f*, *f.*).

Exercise 24:

Moderato.

Musical notation for exercise 24, featuring a mezzo-forte (*mf*) dynamic and fingerings (1, 3, 1, 3).

Exercise 25:

Moderato.

Musical notation for exercise 25, featuring a mezzo-forte (*mf*) dynamic and fingerings (1, 1, 2, 3, 5, 3, 1).

Exercise 26:

Moderato.

Musical notation for exercise 26, featuring a piano (*p*) dynamic and fingerings (1, 5, 1, 3, 1).

Exercise 26 (continued):

Musical notation for exercise 26 (continued), featuring a piano (*p*) dynamic and fingerings (5, 5, 1, 3, 1).

Moderato.

24. *mf*

1 2 1 4 3 2 3 2 5 4 3 1 2 3 4 2 1 3 2 1

3 1 3 1 2 1 2 3 4 1 5 1 1 4 5 3 2 3 4 2 3 1 2 3

Moderato.

25. *mf* *f*

1 1 2 3 1 5 3 2 3 1 1 3 3 2 1 3 5 4 3 1

5 3 1 5 3 1 5 1 5 3 1 5 1 5 5 1 5

Moderato.

26. *p* *f*

1 2 3 2 4 3 2 5 4 3 2

5 1 3 1 5 1 2 1 5 1 3 1 5 1 2 1 5 1 4 1 5 1 3 1 5 1 3 1 5 1 4 1 5 1 3 1 5 1 2 1

p

5 4 3 2 1 2 3 2 4 3 2 1

5 1 3 1 5 1 4 1 5 1 3 1 5 1 2 1 5 1 3 1 5 1 2 1 5 1 4 1 5 1 3 1 5 1 2 1 5 3 5

は 調 長 音 階

C dur.

1 2 3 1 2 3 4 5 4 3 2 1 3 1 2 3 5 3 2 1

5 4 3 2 1 3 2 1 2 3 4 5 4 2 1 2 4 5

Moderato.

5 4 3 2 1 2 1 2 2 3 2 3 4 5

5 3 2 1 2 5 3 1 3 2 1 2 5 3

Moderato.

2 3 2 1 2 1 3 5 4 4 5 3 1 2 5 4 3 4 2 3 2 1 2

5 3 5 1 1 5 2 5 1 5 2 1 5

Allegro.

29.

1 3 2 1 5 4 3 2 3 2 3 5 2 1 2 4 5 4 2 4 2 1 3 4 3 2 3 1

5 1 3 4 5 3 2 3 4 3 2 1 2 1 5 3

30.

Moderato.

1 2

5

1

1

Moderato.

31.

3

5 1

5 4

2 1 2

Moderato.

30. *mf*

p *f*

Moderato.

31. *mp* *mf*

f *mp*

と 調 長 音 階

G dur.

Musical score for exercise 31, G major scale. The piece is in G major (one sharp) and common time (C). It consists of two staves: a treble clef staff and a bass clef staff. The melody in the treble staff is: G4 (finger 1), A4 (finger 2), B4 (finger 3), C5 (finger 1), D5 (finger 2), E5 (finger 3), F#5 (finger 4), G5 (finger 5), F#5 (finger 4), E5 (finger 3), D5 (finger 2), C5 (finger 1), B4 (finger 3), A4 (finger 2), G4 (finger 1). The bass line is: G3 (finger 5), F#3 (finger 4), E3 (finger 3), D3 (finger 2), C3 (finger 1), B2 (finger 3), A2 (finger 2), G2 (finger 1), F#2 (finger 2), E2 (finger 3), D2 (finger 4), C2 (finger 5), B1 (finger 1), A1 (finger 2), G1 (finger 3). The piece ends with a double bar line.

Moderato.

32.

Musical score for exercise 32, G major scale. The piece is in G major (one sharp) and common time (C). It consists of two staves. The treble staff melody is: G4 (finger 1), A4 (finger 3), B4 (finger 2), C5 (finger 1), D5 (finger 3), E5 (finger 5), F#5 (finger 4), G5 (finger 3), F#5 (finger 2), E5 (finger 1), D5 (finger 3), C5 (finger 5), B4 (finger 4), A4 (finger 3), G4 (finger 2), F#4 (finger 1), E4 (finger 3), D4 (finger 5), C4 (finger 4), B3 (finger 3), A3 (finger 2), G3 (finger 1). The bass line is: G3 (finger 1), F#3 (finger 4), E3 (finger 1), D3 (finger 5), C3 (finger 4), B2 (finger 1), A2 (finger 5), G2 (finger 4), F#2 (finger 1), E2 (finger 5), D2 (finger 4), C2 (finger 1), B1 (finger 5), A1 (finger 4), G1 (finger 1). The piece includes dynamic markings: *mf* in the first measure, *f* in the fifth measure, and *mf* in the sixth measure. It ends with a double bar line.

Moderato.

33.

Musical score for exercise 33, G major scale. The piece is in G major (one sharp) and common time (C). It consists of two staves. The treble staff melody is: G4 (finger 3), A4 (finger 2), B4 (finger 1), C5 (finger 3), D5 (finger 2), E5 (finger 1), F#5 (finger 3), G5 (finger 2), F#5 (finger 1), E5 (finger 3), D5 (finger 2), C5 (finger 1), B4 (finger 3), A4 (finger 2), G4 (finger 1). The bass line is: G3 (finger 1), F#3 (finger 4), E3 (finger 1), D3 (finger 5), C3 (finger 4), B2 (finger 1), A2 (finger 5), G2 (finger 4), F#2 (finger 1), E2 (finger 5), D2 (finger 4), C2 (finger 1), B1 (finger 5), A1 (finger 4), G1 (finger 1). The piece includes dynamic markings: *mp* in the first measure and *f* in the fifth measure. It features two first endings, labeled I and II, starting at the fifth measure. It ends with a double bar line.

Musical score for exercise 34, G major scale. The piece is in G major (one sharp) and common time (C). It consists of two staves. The treble staff melody is: G4 (finger 2), A4 (finger 3), B4 (finger 2), C5 (finger 1), D5 (finger 2), E5 (finger 3), F#5 (finger 4), G5 (finger 5), F#5 (finger 4), E5 (finger 3), D5 (finger 2), C5 (finger 1), B4 (finger 3), A4 (finger 2), G4 (finger 1). The bass line is: G3 (finger 4), F#3 (finger 3), E3 (finger 5), D3 (finger 1), C3 (finger 2), B2 (finger 3), A2 (finger 4), G2 (finger 5), F#2 (finger 1), E2 (finger 2), D2 (finger 3), C2 (finger 4), B1 (finger 5), A1 (finger 1), G1 (finger 2). The piece includes dynamic markings: *mf* in the second measure and *f* in the fifth measure. It ends with a double bar line.

Moderato.

34.

Musical score for exercise 34, G major scale. The piece is in G major (one sharp) and common time (C). It consists of two staves. The treble staff melody is: G4 (finger 5), A4 (finger 4), B4 (finger 3), C5 (finger 2), D5 (finger 1), E5 (finger 3), F#5 (finger 4), G5 (finger 5), F#5 (finger 4), E5 (finger 3), D5 (finger 2), C5 (finger 1), B4 (finger 3), A4 (finger 2), G4 (finger 1). The bass line is: G3 (finger 1), F#3 (finger 4), E3 (finger 1), D3 (finger 5), C3 (finger 4), B2 (finger 1), A2 (finger 5), G2 (finger 4), F#2 (finger 1), E2 (finger 5), D2 (finger 4), C2 (finger 1), B1 (finger 5), A1 (finger 4), G1 (finger 1). The piece includes dynamic markings: *f* in the first measure and *mf* in the second measure. It ends with a double bar line.

Andante.

35.

Musical score for exercise 35, G major scale. The piece is in G major (one sharp) and 3/4 time. It consists of two staves. The treble staff melody is: G4 (finger 3), A4 (finger 2), B4 (finger 1), C5 (finger 3), D5 (finger 2), E5 (finger 1), F#5 (finger 3), G5 (finger 2), F#5 (finger 1), E5 (finger 3), D5 (finger 2), C5 (finger 1), B4 (finger 3), A4 (finger 2), G4 (finger 1). The bass line is: G3 (finger 1), F#3 (finger 4), E3 (finger 1), D3 (finger 5), C3 (finger 4), B2 (finger 1), A2 (finger 5), G2 (finger 4), F#2 (finger 1), E2 (finger 5), D2 (finger 4), C2 (finger 1), B1 (finger 5), A1 (finger 4), G1 (finger 1). The piece includes dynamic markings: *p* in the first measure. It ends with a double bar line.

Musical score for exercise 36, G major scale. The piece is in G major (one sharp) and common time (C). It consists of two staves. The treble staff melody is: G4 (finger 5), A4 (finger 4), B4 (finger 3), C5 (finger 2), D5 (finger 1), E5 (finger 3), F#5 (finger 4), G5 (finger 5), F#5 (finger 4), E5 (finger 3), D5 (finger 2), C5 (finger 1), B4 (finger 3), A4 (finger 2), G4 (finger 1). The bass line is: G3 (finger 3), F#3 (finger 5), E3 (finger 1), D3 (finger 2), C3 (finger 3), B2 (finger 4), A2 (finger 5), G2 (finger 1), F#2 (finger 2), E2 (finger 3), D2 (finger 4), C2 (finger 5), B1 (finger 1), A1 (finger 2), G1 (finger 3). The piece includes dynamic markings: *f* in the first measure. It ends with a double bar line.

Moderato.

34.

5 4 3 1 4 5 1 4 3 2 1 2 3

f. mf

1 4 1 5 4 2 1 3 5 3 2 4 3 1

5 4 3 1 3 5 1 2 4 2 5 3 2 1 2 3

f

1 2 1 3 5 2 5 1 2 3 5 3 2 1

f.

Andante.

英國 々 歌

England Hymn.

35.

3 4 2 1 2 3 4 3 2 1 2 1 2 1

p

1 3 5 4 2 1 5 4 3 5 4 2

f

2 1 2

5 4 3 4 4 3 2 3 4 3 2 2 3 4 5 4 3 2 1

3 5 1 4 1 3 4 1 1 5 4 3 1

調長音階

F dur.

Musical notation for exercise 35, featuring a scale in F major with fingerings and dynamics. The piece is in C major with a key signature of one flat (Bb). The tempo is *Moderato*. The notation includes a treble and bass clef, a common time signature, and a series of notes with fingerings (1-5) above and below. The dynamics range from *mp* to *f*.

Moderato.

36.

Musical notation for exercise 36, featuring a scale in F major with fingerings and dynamics. The piece is in C major with a key signature of one flat (Bb). The tempo is *Moderato*. The notation includes a treble and bass clef, a common time signature, and a series of notes with fingerings (1-5) above and below. The dynamics range from *mp* to *mf*.

Musical notation for exercise 37, featuring a scale in F major with fingerings and dynamics. The piece is in C major with a key signature of one flat (Bb). The tempo is *Moderato*. The notation includes a treble and bass clef, a common time signature, and a series of notes with fingerings (1-5) above and below. The dynamics range from *f* to *mf*.

Moderato.

37.

Musical notation for exercise 38, featuring a scale in F major with fingerings and dynamics. The piece is in C major with a key signature of one flat (Bb). The tempo is *Moderato*. The notation includes a treble and bass clef, a common time signature, and a series of notes with fingerings (1-5) above and below. The dynamics range from *p* to *mf*.

Partial musical notation for exercise 35 on the right page, showing the end of the scale.

Partial musical notation for exercise 36 on the right page, showing the end of the scale.

Moderato.

38.

Partial musical notation for exercise 37 on the right page, showing the end of the scale.

Partial musical notation for exercise 38 on the right page, showing the end of the scale.

dur.

1
5

2 4

2
1

3 2 1 4 5 4 3 2 1 3 2 5 4 3 2
p *f*

4 5 1 2 3 4 5 1 4 3 3 2 5 4 3 4
p *f*

Moderato.

38.

1 2 1 2 3 4 1 3 5 3 1 2 4 5 4 4 3 2 3 4
mf *p* *mf*

2 3 5 4 3 2 1 2 1 2 1 2 3 4 5 4 1 3 5 4 3
1 5 2 4 2 1 1 5 1 2 5

長音階

に調長音階

D dur.

Musical notation for the D major scale exercise. It consists of two staves (treble and bass clef) in common time. The right hand (treble clef) plays a sequence of notes: D4, E4, F#4, G4, A4, B4, C5, B4, A4, G4, F#4, E4, D4. The left hand (bass clef) plays: D3, C3, B2, A2, G2, F#2, E2, D2, C2, B1, A1, G1, F#1, E1, D1. Fingerings are indicated by numbers 1-5 above or below notes.

變る調長音階

B dur.

Musical notation for the B major scale exercise. It consists of two staves (treble and bass clef) in common time. The right hand (treble clef) plays: B4, C5, D5, E5, F#5, G5, A5, B5, A5, G5, F#5, E5, D5, C5, B4. The left hand (bass clef) plays: B3, A3, G3, F#3, E3, D3, C3, B2, A2, G2, F#2, E2, D2, C2, B1. Fingerings are indicated by numbers 1-5 above or below notes.

に調長音階

A dur.

Musical notation for the A major scale exercise. It consists of two staves (treble and bass clef) in common time. The right hand (treble clef) plays: A4, B4, C5, D5, E5, F#5, G5, A5, G5, F#5, E5, D5, C5, B4, A4. The left hand (bass clef) plays: A3, G3, F#3, E3, D3, C3, B2, A2, G2, F#2, E2, D2, C2, B1, A1. Fingerings are indicated by numbers 1-5 above or below notes.

變る調長音階

Es dur.

Musical notation for the E major scale exercise. It consists of two staves (treble and bass clef) in common time. The right hand (treble clef) plays: E4, F#4, G4, A4, B4, C5, D5, E5, D5, C5, B4, A4, G4, F#4, E4. The left hand (bass clef) plays: E3, D3, C3, B2, A2, G2, F#2, E2, D2, C2, B1, A1, G1, F#1, E1. Fingerings are indicated by numbers 1-5 above or below notes.

右手

Musical notation for the right hand, showing a treble clef staff with a single note on the first line (F4).

左手

Musical notation for the left hand, showing a bass clef staff with a single note on the first line (F3).

右手

Musical notation for the right hand, showing a treble clef staff with notes on the second, third, and fourth lines (G4, A4, B4).

左手

Musical notation for the left hand, showing a bass clef staff with notes on the second, third, and fourth lines (G3, A3, B3).

右手

Musical notation for the right hand, showing a treble clef staff with notes on the second, third, and fourth lines (G4, A4, B4).

Musical notation for the left hand, showing a bass clef staff with a single note on the first line (F3).

單手複音練習

右手

3 4 5 4 3 4 5 4

左手

3 2 1 2 3 4 1 2

右手

5 3 1 2 3 4 3 5 2 3 4 3 1 2 3 4 3 2 1

左手

3 5 1 2 4 1 3 5 1 3 5 1 2 4 1 2 4 3 5 1 3 5

二階以上

39.

3 5 3 5 4 5 3 4 5 3 5 3 5 4 5 3 5 3

40.

1 3 2 1 3 1 3 2 5 1

p

2 1 2 3 2 1 3 1 3 2 1 1

f *p*

41.

1 2 4 3 2 1 2 3 5 4 5 3 2 1 3 4 5 2

p

42.

5 3 1 2 1 2 3 2 1 5 3 2 1 2 1

p

1 2

p

1 5

44.

1 3 5

p

4 1 2 5

f

スタッカト練習

44.

換指練習

右手 3 1 $\overbrace{43}^{21}$ $\overbrace{43}^{21}$ $\overbrace{43}^{21}$ 4 2 $\overbrace{34}^{12}$ $\overbrace{34}^{12}$ $\overbrace{34}^{12}$ $\overbrace{34}^{12}$

左手 4 2 $\overbrace{34}^{12}$ $\overbrace{34}^{12}$ $\overbrace{34}^{12}$ 1 3 $\overbrace{21}^{43}$ $\overbrace{21}^{43}$ $\overbrace{21}^{43}$ $\overbrace{21}^{43}$

右手 4 2 $\overbrace{54}^{32}$ $\overbrace{54}^{32}$ $\overbrace{54}^{32}$ 5 3 $\overbrace{45}^{23}$ $\overbrace{45}^{23}$ $\overbrace{45}^{23}$ $\overbrace{45}^{23}$

左手 3 5 $\overbrace{23}^{45}$ $\overbrace{23}^{45}$ $\overbrace{23}^{45}$ 2 4 $\overbrace{32}^{54}$ $\overbrace{32}^{54}$ $\overbrace{32}^{54}$ $\overbrace{32}^{54}$

右手 4 1 $\overbrace{54}^{21}$ $\overbrace{54}^{21}$ $\overbrace{54}^{21}$ 5 2 $\overbrace{45}^{12}$ $\overbrace{45}^{12}$ $\overbrace{45}^{12}$ $\overbrace{45}^{12}$

左手 3 5 $\overbrace{12}^{45}$ $\overbrace{12}^{45}$ $\overbrace{12}^{45}$ 1 4 $\overbrace{21}^{54}$ $\overbrace{21}^{54}$ $\overbrace{21}^{54}$ $\overbrace{21}^{54}$

45. *Andante.*
p

45. *p*

46. *Slow and*
p

46. *p*

45. *Andante.*

46. *Slow and with feeling.*

Moderato.

47. *p*

1 2 3 2 3 4 5 4 2 5 4 3 2 4 3 2 1 1 2 3 4 5 4 2 5 4 3 2 3 2 1

2 5 2 1 2 1 2 4 1 2 3 5 5 2 2 5 2 1 2 1 2 4 1 2 3 5 2

mf

5 4 3 2 1 4 3 2 1 5 4 3 2 1 4 3 2 1 1 2 3 2 3 4 5 2 5 4 3 2 3 2 1

1 2 3 5 5 1 2 3 5 5 2 2 5 2 1 2 1 2 4 1 2 3 5 2

Moderato.

奧國々歌

Austrian Hymn.

48. *p*

2 3 4 3 5 4 3 2 1 5 4 3 2 1 2 1 5 3 4 3 2 1 5 4 3 2 1 5 4

1 4 1 4 2 1 4 1 5 1 4 3 5 4 3 3 3 2 1 3 5 4 3

mf

f

3 2 3 4 5 4 3 2 2 1 2 1 2 3 4 5 4 2 1 3 1

2 5 2 5 4 3 1 4 1 3 1 3 4 5 4 3 1

Moderato

49.

mf

Andante

50.

p

Moderato.

49.

Musical score for exercise 49, Moderato, measures 1-8. The piece is in 6/8 time and B-flat major. The right hand features a melodic line with slurs and fingerings (1-5). The left hand plays a rhythmic accompaniment of eighth notes. Dynamics include *f* and *mf*. The piece concludes with two endings, labeled I and II.

Musical score for exercise 49, Moderato, measures 9-16. The right hand continues the melodic line with various dynamics (*mf*, *f*, *mf*, *f*). The left hand accompaniment remains consistent. The piece ends with a final *f* dynamic.

Andante.

50.

Musical score for exercise 50, Andante, measures 1-8. The piece is in 3/4 time and B-flat major. The right hand has a slow, arpeggiated melody with slurs and fingerings (1-5). The left hand provides a harmonic accompaniment with chords and single notes. Dynamics include *p* and *mf*.

Musical score for exercise 50, Andante, measures 9-16. The right hand continues the arpeggiated melody. The left hand accompaniment features chords and single notes. Dynamics include *p* and *mf*. The piece concludes with a final *p* dynamic.

51. *Andante.*

52. *Moderato.*

53. *Moderato.*

54. *Allegro.*

53. *Moderato.*
p

54. *Allegro.*
mf

Moderato.

55.

mf

5 1 3 1 5 1 2 1

5 1 3 1

5 1 2 1

1 2 3 5

5 1 2 1

2 1 2 3 5

p

3 1 2 3 5

4 2 3 2 1

5

3 3

5 1 3 1

5 1 3 1

5 1 2 1

5 1 3 1 4 1 2 1

5 1 2 1 1 2 1

2 1 2 3 5

4 1 2 1 5 1 2 1

Andante.

56.

p

1 3 4 5 3 5 4 3 3

mf

5 1 3 1 5 1 2 1

5 1 3 1

5 2 1 3 2 5 2 1 4 3 4 2 1

f

5 1 3 1 5 1 2 1

2 1 2 4

57.

p

Alle.

m

Musical score system 1, consisting of two staves. The upper staff contains a melodic line with various ornaments and fingerings (5, 4, 2, 5, 3, 4). The lower staff contains a bass line with dynamic markings *pp*, *p*, and *f*, and includes fingerings (2, 1, 2, 4, 5, 2, 1, 5).

Allegro.

57.

Musical score system 2, consisting of two staves. The upper staff features a melodic line with a dynamic marking of *p* and fingerings (4, 2, 3, 1). The lower staff features a bass line with a dynamic marking of *p* and fingerings (5, 4, 5, 4, 5, 3, 2, 4).

Musical score system 3, consisting of two staves. The upper staff features a melodic line with a dynamic marking of *mf* and fingerings (1, 1, 1, 5). The lower staff features a bass line with a dynamic marking of *p* and fingerings (1, 1, 1, 1, 1, 1, 1).

Musical score system 4, consisting of two staves. The upper staff features a melodic line with a dynamic marking of *pp* and fingerings (2, 1, 1, 2, 1, 1, 1, 1). The lower staff features a bass line with a dynamic marking of *pp* and fingerings (3, 2, 1, 1).

Partial musical score system showing a treble clef staff with a dynamic marking of *p* and a fingering of 5.

Partial musical score system showing a treble clef staff with a dynamic marking of *p* and fingerings 2, 1, 2, 3, 5.

Partial musical score system showing a treble clef staff with a dynamic marking of *mf*.

Partial musical score system showing a treble clef staff with a dynamic marking of *pp* and a fingering of 5.

Moderato.

58.

mf

Allegro.

蘇格蘭國歌

Scots wha Hae.

59.

mf

f

60.

Alleg

Allegro. 米國々歌 *Hail Columbia.*

80.

The first system of musical notation consists of two staves. The upper staff is in treble clef and the lower staff is in bass clef. The key signature has one flat (B-flat). The time signature is common time (C). The music begins with a forte (*f*) dynamic. Fingerings are indicated by numbers 1-5 above or below notes. The first staff contains seven measures of music.

The second system of musical notation consists of two staves. The upper staff is in treble clef and the lower staff is in bass clef. The key signature has one flat. The music continues with various dynamics including piano (*p*). Fingerings are indicated by numbers 1-5 above or below notes. The first staff contains seven measures of music.

The third system of musical notation consists of two staves. The upper staff is in treble clef and the lower staff is in bass clef. The key signature has one flat. The music includes a mezzo-forte (*mf*) dynamic. Fingerings are indicated by numbers 1-5 above or below notes. The first staff contains seven measures of music.

The fourth system of musical notation consists of two staves. The upper staff is in treble clef and the lower staff is in bass clef. The key signature has one flat. The music includes a fortissimo (*ff*) dynamic. Fingerings are indicated by numbers 1-5 above or below notes. The first staff contains seven measures of music.

61. *Andante.*

5 3 2 3 2 1 3 2 1 2 1

p 5 1 5 1 2 1 5 1 2 1 *mf*

5 1 2 1 5 1 3 1

mf *p* *pp*

62. *Lento.* 石調短旋法 *H moll.*

p *f* *p*

dim rit.

Moderato.

63. *mf*

Musical score for exercise 63, Moderato, mf. Treble and bass clefs, 2/4 time signature. Includes fingering numbers 1, 2, 3, 4, 5.

Continuation of musical score for exercise 63, Moderato, mf. Treble and bass clefs, 2/4 time signature. Includes fingering numbers 1, 2, 3, 4, 5.

Andantino.

64. *p* *mf*

Musical score for exercise 64, Andantino, p to mf. Treble and bass clefs, 3/4 time signature. Includes fingering numbers 1, 2, 3, 4, 5.

f *rit.* *p* *a tempo.*

Continuation of musical score for exercise 64, Andantino, f to p to a tempo. Treble and bass clefs, 3/4 time signature. Includes fingering numbers 1, 2, 3, 4, 5.

65. *Andantino.*

66. *Andante.*

67. *Anda*

68. *Lento*

67. *Andante.* と調短旋法 *G moll.*

68. *Lento.*

Allegretto.

69.

1 2 3 5 3 2 3 1 3 2 3

mf *p*

1 5 5 4 3 2 1 3 4 5 3 1 3 2 3

mf

Gentle.

70.

3 2 1 4 1 2 1 2 3 4 5 2 3 4 2 1 2 1

p

5 4 3 5 4 3 4 5 4 3 2 1 2 3 4 5 4 3 2 1 1 2 3 1 2 3 4

f

I II

71.

Mode

72.

ほ調短旋法

E moll.

71.

Moderato.

72.

Moderato.

73.

Musical notation for exercise 73, measures 1-6. The piece is in 6/8 time and B-flat major. The right hand features a melodic line with slurs and fingerings (2, 1 2, 4 5, 2, 2). The left hand provides a steady accompaniment with slurs and fingerings (4 2 1, 5 3 1, 4 2 1). Dynamics include *mf*, *p*, and *mf*.

Musical notation for exercise 73, measures 7-12. The right hand continues with slurs and fingerings (1 2 1, 2 3 4 5, 2 1, 2 1, 2 3 4 2, 3 5). The left hand accompaniment includes slurs and fingerings (5 3 1, 4 2 1, 5 3 1, 4 2 1, 5 3 1). Dynamics include *p*, *f*, *mf*, and *f*.

Musical notation for exercise 73, measures 13-18. The right hand features slurs and fingerings (3 2 1, 2 3 4 5, 3 2, 2 1). The left hand accompaniment includes slurs and fingerings (4 2 1, 5 3 1, 5 3 1). Dynamics include *mf*, *f*, and *p*.

Musical notation for exercise 73, measures 19-24. The piece concludes with a tempo change to *a tempo*. The right hand features slurs and fingerings (5, 3, 3 2). The left hand accompaniment includes slurs and fingerings (5 4 3 1 2 3, 5 3 1 4 2 1, 1 2 4 5, 4 2 1, 5 4 3 1 4 1). Dynamics include *f*, *rit.*, and *mf*.

74.

Partial musical notation for exercise 74, measures 1-2. The piece is in 6/8 time and B-flat major.

Lento

Partial musical notation for exercise 74, measures 3-4. The piece is in 6/8 time and B-flat major.

Partial musical notation for exercise 74, measures 5-6. The piece is in 6/8 time and B-flat major.

Partial musical notation for exercise 74, measures 7-8. The piece is in 6/8 time and B-flat major.

Musical notation for the first system on page 39. It consists of a treble clef staff and a bass clef staff. The treble staff contains a melodic line with fingerings 3, 2, 1, 2, 4, 2, 1, 2. The bass staff contains a bass line with fingerings 4, 2, 1, 5, 4, 1, 5, 4, 1. A piano dynamic marking 'p' is present in the first measure.

74. *Lentement.*

Musical notation for the second system on page 39, marked 'Lentement.'. It consists of a treble clef staff and a bass clef staff. The treble staff features a triplet of eighth notes in the first measure and various chords and melodic lines. The bass staff contains a bass line with fingerings 5, 1, 5, 4, 2, 1, 5, 1, 1. The tempo marking 'Lentement.' is written above the treble staff.

Musical notation for the third system on page 39. It consists of a treble clef staff and a bass clef staff. The treble staff has a first ending bracket over the final two measures. Fingerings are indicated throughout, including 5, 2, 4, 3, 5, 2, 3, 1, 1, 4, 5, 1, 2, 4, 5, 1, 2, 4, 5, 1, 2, 4, 5. The bass staff contains a bass line with fingerings 1, 2, 1, 5, 1, 5, 1, 2, 4, 5, 1, 5, 1, 5, 1, 2, 4, 5, 1, 2, 4, 5.

Musical notation for the fourth system on page 39. It consists of a treble clef staff and a bass clef staff. The treble staff has a first ending bracket over the final two measures. Fingerings are indicated throughout, including 5, 3, 5, 4, 5, 1, 2, 1, 2, 5, 1, 2, 5, 1, 2, 5. The bass staff contains a bass line with fingerings 3, 3, 1, 3, 1, 1, 5, 2, 1, 2, 5.

Andante.

75.

Moderato.

76.

First system of musical notation, consisting of two staves (treble and bass clef). The music features complex fingering patterns with numbers 1-5 above and below notes. The system is divided into two sections labeled 'I' and 'II' by a double bar line.

Second system of musical notation, consisting of two staves. It continues the piece with similar fingering and includes sections labeled 'I' and 'II'.

Andante.

77. *f. p*

Third system of musical notation, consisting of two staves. The tempo is marked 'Andante' and the dynamic is 'f. p'. The music is characterized by sustained chords and simple melodic lines.

Fourth system of musical notation, consisting of two staves. The dynamic is marked 'mf' and 'f'. The system includes a 'rit.' (ritardando) marking and ends with a fermata. The music features more complex textures and dynamics.

Moderato.

78. *f*

79. *Slow and with feeling.*

80. *Anda*

Andante.

80.

Musical notation for the first system, measures 1-6. The piece is in G major and common time. The right hand features a melodic line with various ornaments and slurs. The left hand provides a steady accompaniment of eighth notes. Fingerings are indicated by numbers 1-5 above or below notes. Dynamics include piano (*p*) and forte (*f*).

Musical notation for the second system, measures 7-12. The right hand continues the melodic development with slurs and ornaments. The left hand maintains the eighth-note accompaniment. Fingerings and dynamics are clearly marked throughout the system.

Musical notation for the third system, measures 13-18. The right hand shows more complex melodic patterns with slurs. The left hand accompaniment remains consistent. Fingerings and dynamics are indicated.

Musical notation for the fourth system, measures 19-24. The right hand features a long melodic phrase with a slur and a fermata. The left hand accompaniment includes some chordal textures. The system concludes with a *rit.* (ritardando) marking and a final *f* (forte) dynamic.

Allegretto.

81.

First system of exercise 81, measures 1-6. The piece is in G major and 6/8 time. The right hand has a melodic line with some rests, and the left hand has a steady eighth-note accompaniment. Fingerings are indicated with numbers 1-5. A dynamic marking of *p* (piano) is present in measure 2.

Second system of exercise 81, measures 7-12. The right hand continues the melodic line with some chords. The left hand accompaniment remains. A dynamic marking of *f* (forte) appears in measure 9, followed by *dim rit.* (diminuendo and ritardando) in measure 10.

Third system of exercise 81, measures 13-18. The right hand features more complex chords and melodic fragments. The left hand accompaniment continues. Fingerings are clearly marked throughout.

Fourth system of exercise 81, measures 19-24. The right hand has a melodic line with some grace notes. The left hand accompaniment concludes the exercise. The piece ends with a final chord in the right hand.

82.

Partial musical notation for exercise 82, measures 1-2. The right hand has a melodic line, and the left hand has a bass line.

Partial musical notation for exercise 82, measures 3-4. The right hand has a melodic line, and the left hand has a bass line. A dynamic marking of *mod.* (moderato) is visible.

Partial musical notation for exercise 82, measures 5-6. The right hand has a melodic line, and the left hand has a bass line.

Partial musical notation for exercise 82, measures 7-8. The right hand has a melodic line, and the left hand has a bass line.

3 5 5 3 1 2 5 4 1 3 3 5 5 3 4 3 2 1

4 2 1 5 2 1 4 2 1 3 1 2 5 5 5

Moderato.

82.

2 3 2 5 2 3 4 5 1 3 4 2 3 4 1 2 1 4 3

p 2 1 2 4 1 2 4 1 3 3 1 1 3

5

5 2 4 3 4 3 2 1 3 1 2

mf 3 1 2 1 3 5 3 1 2 2 4 1 3 5

5 2 3 4 3 4 1 2 3 4 1 2 3 4 1 2 3 4

f 1 2 3 4 *poco rit.* 1 2 3 4

長音階

は調長音階

E dur.

Musical notation for the E major scale exercise. It consists of two staves (treble and bass clef) in common time. The treble staff starts with a C-clef and the bass staff with an F-clef. The key signature has three sharps (F#, C#, G#). The exercise is divided into two sections by a double bar line. The first section contains four measures, and the second section contains four measures. Fingerings are indicated by numbers 1-5 above or below notes.

b調長音階

As dur.

Musical notation for the A minor scale exercise. It consists of two staves (treble and bass clef) in common time. The treble staff starts with a C-clef and the bass staff with an F-clef. The key signature has two flats (Bb, Eb). The exercise is divided into two sections by a double bar line. The first section contains four measures, and the second section contains four measures. Fingerings are indicated by numbers 1-5 above or below notes.

ろ調長音階

D dur.

Musical notation for the D major scale exercise. It consists of two staves (treble and bass clef) in common time. The treble staff starts with a C-clef and the bass staff with an F-clef. The key signature has two sharps (F#, C#). The exercise is divided into two sections by a double bar line. The first section contains four measures, and the second section contains four measures. Fingerings are indicated by numbers 1-5 above or below notes.

♭に調長音階

Des dur.

Musical notation for the *Des dur.* scale in C-flat major. The piece is in common time (C) and consists of two staves: a treble clef staff and a bass clef staff. The melody in the treble staff is: C4 (finger 2), D4 (finger 1), E4 (finger 1), F4 (finger 2), G4 (finger 1), A4 (finger 4), B4 (finger 1), C5 (finger 1). The bass line is: C3 (finger 3), D3 (finger 4), E3 (finger 1), F3 (finger 2), G3 (finger 1), A3 (finger 1), B3 (finger 1), C4 (finger 1). The piece concludes with a double bar line.

♯へ調長音階

Fis dur.

Musical notation for the *Fis dur.* scale in C-sharp major. The piece is in common time (C) and consists of two staves: a treble clef staff and a bass clef staff. The melody in the treble staff is: C#4 (finger 2), D#4 (finger 1), E#4 (finger 1), F#4 (finger 2), G#4 (finger 1), A#4 (finger 3), B#4 (finger 4), C#5 (finger 1). The bass line is: C#3 (finger 4), D#3 (finger 1), E#3 (finger 3), F#3 (finger 1), G#3 (finger 1), A#3 (finger 1), B#3 (finger 1), C#4 (finger 1). The piece concludes with a double bar line.

♯は調長音階

Cis dur.

Musical notation for the *Cis dur.* scale in C-natural major. The piece is in common time (C) and consists of two staves: a treble clef staff and a bass clef staff. The melody in the treble staff is: C4 (finger 2), D4 (finger 3), E4 (finger 1), F4 (finger 2), G4 (finger 3), A4 (finger 4), B4 (finger 1), C5 (finger 4). The bass line is: C3 (finger 3), D3 (finger 2), E3 (finger 1), F3 (finger 4), G3 (finger 3), A3 (finger 2), B3 (finger 1), C4 (finger 1). The piece concludes with a double bar line.

♪と、♭はの兩長音階は省く

短音階

レ調短音階

moll.

ハ調短音階

E moll.

ニ調短音階

D moll.

ロ調短音階

F# moll.

ド調短音階

G moll.

5 5 2 1 2 1 2 1 2 3 4 5

f *rit.*

Moderato. 勅 語 奉 答

mf *f* *mf*

p *mf* *f* *mf rit.*

禮 式 用

三 舉 動 四 舉 動

moll.

moll.

初等オルガン教科書與附

THE KAISEIKWAN'S MUSIC SERIES.

明治三十七年十二月八日印 刷行
 明治三十七年十二月十一日發 行
 明治三十八年一月廿七日訂正再版發 行
 明治三十八年三月三日訂正四版印 刷
 明治三十八年三月六日訂正四版發 行
 大正元年十月一日訂正四版再 刷

＝(著作権所有・不許謄寫)＝

編纂者 天谷秀
 編纂者 多梅稚
 發行者 大阪市東區北久寶寺町四丁目百六番屋敷 三木佐助
 印刷者 大阪市西區阿波座二番町一番地 堀越幸
 發行所 大阪市東區北久寶寺町四丁目百六番屋敷 大阪開成館
 販賣所 東京市日本橋區數寄屋町九番地 林平次郎
 販賣所 大阪市心齋橋通角北久寶寺町 三木樂器店
 (振替大阪七九番)

(正價金五拾錢)

大正十一年度臨時
 定價九十五錢

新編 教育唱歌集

教育音樂講習會編纂 全一冊 正價三十四錢

近代樂典大要

音樂研究會編 全一冊 正價五十七錢

普通樂典大要

開成館音樂課編纂 全一冊 正價七十七錢

普通樂典教本

開成館音樂課編纂 全一冊 正價八十八錢

初等樂典教科書

山田源一郎・多梅稚共著 全一冊 正價七十七錢

近世樂典教科書

田村虎藏著 全一冊 正價八十八錢

新編 進行曲粹

開成館音樂課編纂 全二冊 正價一四十七錢

新撰 オルガン教科書

音樂研究會編 全一冊 正價一四十四錢



新撰 オルガン教本

開成館音樂課編纂 全一冊 正價一四十四錢

ヴァイオリン教則本

開成館音樂課編纂 全二冊 正價各七十錢

開成館藏版



音樂
第二
一號