

中國通史綱要

卷一



1911

1911	1912	1913	1914	1915	1916	1917	1918	1919	1920	1921	1922	1923	1924	1925	1926	1927	1928	1929	1930	1931	1932	1933	1934	1935	1936	1937	1938	1939	1940	1941	1942	1943	1944	1945	1946	1947	1948	1949	1950	1951	1952	1953	1954	1955	1956	1957	1958	1959	1960	1961	1962	1963	1964	1965	1966	1967	1968	1969	1970	1971	1972	1973	1974	1975	1976	1977	1978	1979	1980	1981	1982	1983	1984	1985	1986	1987	1988	1989	1990	1991	1992	1993	1994	1995	1996	1997	1998	1999	2000	2001	2002	2003	2004	2005	2006	2007	2008	2009	2010	2011	2012	2013	2014	2015	2016	2017	2018	2019	2020	2021	2022	2023	2024	2025
------	------	------	------	------	------	------	------	------	------	------	------	------	------	------	------	------	------	------	------	------	------	------	------	------	------	------	------	------	------	------	------	------	------	------	------	------	------	------	------	------	------	------	------	------	------	------	------	------	------	------	------	------	------	------	------	------	------	------	------	------	------	------	------	------	------	------	------	------	------	------	------	------	------	------	------	------	------	------	------	------	------	------	------	------	------	------	------	------	------	------	------	------	------	------	------	------	------	------	------	------	------	------	------	------	------	------	------	------	------	------	------	------	------	------

1911





Year	Month	Day	Event	Location	Notes
1850	Jan	1	...	...	...
1850	Jan	2	...	...	...
1850	Jan	3	...	...	...
1850	Jan	4	...	...	...
1850	Jan	5	...	...	...
1850	Jan	6	...	...	...
1850	Jan	7	...	...	...
1850	Jan	8	...	...	...
1850	Jan	9	...	...	...
1850	Jan	10	...	...	...
1850	Jan	11	...	...	...
1850	Jan	12	...	...	...
1850	Jan	13	...	...	...
1850	Jan	14	...	...	...
1850	Jan	15	...	...	...
1850	Jan	16	...	...	...
1850	Jan	17	...	...	...
1850	Jan	18	...	...	...
1850	Jan	19	...	...	...
1850	Jan	20	...	...	...
1850	Jan	21	...	...	...
1850	Jan	22	...	...	...
1850	Jan	23	...	...	...
1850	Jan	24	...	...	...
1850	Jan	25	...	...	...
1850	Jan	26	...	...	...
1850	Jan	27	...	...	...
1850	Jan	28	...	...	...
1850	Jan	29	...	...	...
1850	Jan	30	...	...	...
1850	Jan	31	...	...	...

Year	Month	Day	Event	Location	Notes
1850	Feb	1	...	...	...
1850	Feb	2	...	...	...
1850	Feb	3	...	...	...
1850	Feb	4	...	...	...
1850	Feb	5	...	...	...
1850	Feb	6	...	...	...
1850	Feb	7	...	...	...
1850	Feb	8	...	...	...
1850	Feb	9	...	...	...
1850	Feb	10	...	...	...
1850	Feb	11	...	...	...
1850	Feb	12	...	...	...
1850	Feb	13	...	...	...
1850	Feb	14	...	...	...
1850	Feb	15	...	...	...
1850	Feb	16	...	...	...
1850	Feb	17	...	...	...
1850	Feb	18	...	...	...
1850	Feb	19	...	...	...
1850	Feb	20	...	...	...
1850	Feb	21	...	...	...
1850	Feb	22	...	...	...
1850	Feb	23	...	...	...
1850	Feb	24	...	...	...
1850	Feb	25	...	...	...
1850	Feb	26	...	...	...
1850	Feb	27	...	...	...
1850	Feb	28	...	...	...
1850	Feb	29	...	...	...

1	2	3	4	5	6	7	8	9	10	11	12	13	14	15	16	17	18	19	20	21	22	23	24	25	26	27	28	29	30	31	32	33	34	35	36	37	38	39	40	41	42	43	44	45	46	47	48	49	50	51	52	53	54	55	56	57	58	59	60	61	62	63	64	65	66	67	68	69	70	71	72	73	74	75	76	77	78	79	80	81	82	83	84	85	86	87	88	89	90	91	92	93	94	95	96	97	98	99	100
---	---	---	---	---	---	---	---	---	----	----	----	----	----	----	----	----	----	----	----	----	----	----	----	----	----	----	----	----	----	----	----	----	----	----	----	----	----	----	----	----	----	----	----	----	----	----	----	----	----	----	----	----	----	----	----	----	----	----	----	----	----	----	----	----	----	----	----	----	----	----	----	----	----	----	----	----	----	----	----	----	----	----	----	----	----	----	----	----	----	----	----	----	----	----	----	----	----	----	-----

1	2	3	4	5	6	7	8	9	10	11	12	13	14	15	16	17	18	19	20	21	22	23	24	25	26	27	28	29	30	31	32	33	34	35	36	37	38	39	40	41	42	43	44	45	46	47	48	49	50	51	52	53	54	55	56	57	58	59	60	61	62	63	64	65	66	67	68	69	70	71	72	73	74	75	76	77	78	79	80	81	82	83	84	85	86	87	88	89	90	91	92	93	94	95	96	97	98	99	100
---	---	---	---	---	---	---	---	---	----	----	----	----	----	----	----	----	----	----	----	----	----	----	----	----	----	----	----	----	----	----	----	----	----	----	----	----	----	----	----	----	----	----	----	----	----	----	----	----	----	----	----	----	----	----	----	----	----	----	----	----	----	----	----	----	----	----	----	----	----	----	----	----	----	----	----	----	----	----	----	----	----	----	----	----	----	----	----	----	----	----	----	----	----	----	----	----	----	----	-----

1	2	3	4	5	6	7	8	9	10	11	12	13	14	15	16	17	18	19	20	21	22	23	24	25	26	27	28	29	30	31	32	33	34	35	36	37	38	39	40	41	42	43	44	45	46	47	48	49	50	51	52	53	54	55	56	57	58	59	60	61	62	63	64	65	66	67	68	69	70	71	72	73	74	75	76	77	78	79	80	81	82	83	84	85	86	87	88	89	90	91	92	93	94	95	96	97	98	99	100
---	---	---	---	---	---	---	---	---	----	----	----	----	----	----	----	----	----	----	----	----	----	----	----	----	----	----	----	----	----	----	----	----	----	----	----	----	----	----	----	----	----	----	----	----	----	----	----	----	----	----	----	----	----	----	----	----	----	----	----	----	----	----	----	----	----	----	----	----	----	----	----	----	----	----	----	----	----	----	----	----	----	----	----	----	----	----	----	----	----	----	----	----	----	----	----	----	----	----	-----

1	2	3	4	5	6	7	8	9	10	11	12	13	14	15	16	17	18	19	20	21	22	23	24	25	26	27	28	29	30	31	32	33	34	35	36	37	38	39	40	41	42	43	44	45	46	47	48	49	50	51	52	53	54	55	56	57	58	59	60	61	62	63	64	65	66	67	68	69	70	71	72	73	74	75	76	77	78	79	80	81	82	83	84	85	86	87	88	89	90	91	92	93	94	95	96	97	98	99	100
---	---	---	---	---	---	---	---	---	----	----	----	----	----	----	----	----	----	----	----	----	----	----	----	----	----	----	----	----	----	----	----	----	----	----	----	----	----	----	----	----	----	----	----	----	----	----	----	----	----	----	----	----	----	----	----	----	----	----	----	----	----	----	----	----	----	----	----	----	----	----	----	----	----	----	----	----	----	----	----	----	----	----	----	----	----	----	----	----	----	----	----	----	----	----	----	----	----	----	-----

1	2	3	4	5	6	7	8	9	10
11	12	13	14	15	16	17	18	19	20
21	22	23	24	25	26	27	28	29	30
31	32	33	34	35	36	37	38	39	40
41	42	43	44	45	46	47	48	49	50
51	52	53	54	55	56	57	58	59	60
61	62	63	64	65	66	67	68	69	70
71	72	73	74	75	76	77	78	79	80
81	82	83	84	85	86	87	88	89	90
91	92	93	94	95	96	97	98	99	100

101	102	103	104	105	106	107	108	109	110
111	112	113	114	115	116	117	118	119	120
121	122	123	124	125	126	127	128	129	130
131	132	133	134	135	136	137	138	139	140
141	142	143	144	145	146	147	148	149	150
151	152	153	154	155	156	157	158	159	160
161	162	163	164	165	166	167	168	169	170
171	172	173	174	175	176	177	178	179	180
181	182	183	184	185	186	187	188	189	190
191	192	193	194	195	196	197	198	199	200

1	2	3	4	5	6	7	8	9	10
11	12	13	14	15	16	17	18	19	20
21	22	23	24	25	26	27	28	29	30
31	32	33	34	35	36	37	38	39	40
41	42	43	44	45	46	47	48	49	50
51	52	53	54	55	56	57	58	59	60
61	62	63	64	65	66	67	68	69	70
71	72	73	74	75	76	77	78	79	80
81	82	83	84	85	86	87	88	89	90
91	92	93	94	95	96	97	98	99	100

1	2	3	4	5	6	7	8	9	10
11	12	13	14	15	16	17	18	19	20
21	22	23	24	25	26	27	28	29	30
31	32	33	34	35	36	37	38	39	40
41	42	43	44	45	46	47	48	49	50
51	52	53	54	55	56	57	58	59	60
61	62	63	64	65	66	67	68	69	70
71	72	73	74	75	76	77	78	79	80
81	82	83	84	85	86	87	88	89	90
91	92	93	94	95	96	97	98	99	100



1877  
 1878  
 1879  
 1880  
 1881  
 1882  
 1883  
 1884  
 1885  
 1886  
 1887  
 1888  
 1889  
 1890  
 1891  
 1892  
 1893  
 1894  
 1895  
 1896  
 1897  
 1898  
 1899  
 1900

1877  
 1878  
 1879  
 1880  
 1881  
 1882  
 1883  
 1884  
 1885  
 1886  
 1887  
 1888  
 1889  
 1890  
 1891  
 1892  
 1893  
 1894  
 1895  
 1896  
 1897  
 1898  
 1899  
 1900





1880  
1881  
1882  
1883  
1884  
1885  
1886  
1887  
1888  
1889  
1890

1891  
1892  
1893  
1894  
1895  
1896  
1897  
1898  
1899  
1900

1901  
1902  
1903  
1904  
1905  
1906  
1907  
1908  
1909  
1910

1911  
1912  
1913  
1914  
1915  
1916  
1917  
1918  
1919  
1920

1921  
1922  
1923  
1924  
1925  
1926  
1927  
1928  
1929  
1930

1931  
1932  
1933  
1934  
1935  
1936  
1937  
1938  
1939  
1940

1941  
1942  
1943  
1944  
1945  
1946  
1947  
1948  
1949  
1950

1951  
1952  
1953  
1954  
1955  
1956  
1957  
1958  
1959  
1960

1961  
1962  
1963  
1964  
1965  
1966  
1967  
1968  
1969  
1970

1880

1881

1882

1883

1884

1885

1886

1887

1888

1889

1890

1891

1892

1893

1894

1895

1896

1897

1898

1899

1900

1880  
1881  
1882  
1883  
1884  
1885  
1886  
1887  
1888  
1889  
1890

1891  
1892  
1893  
1894  
1895  
1896  
1897  
1898  
1899  
1900

1901  
1902  
1903  
1904  
1905  
1906  
1907  
1908  
1909  
1910

1911  
1912  
1913  
1914  
1915  
1916  
1917  
1918  
1919  
1920

1921  
1922  
1923  
1924  
1925  
1926  
1927  
1928  
1929  
1930

1931  
1932  
1933  
1934  
1935  
1936  
1937  
1938  
1939  
1940

1941  
1942  
1943  
1944  
1945  
1946  
1947  
1948  
1949  
1950

1951  
1952  
1953  
1954  
1955  
1956  
1957  
1958  
1959  
1960

1961  
1962  
1963  
1964  
1965  
1966  
1967  
1968  
1969  
1970

1971  
1972  
1973  
1974  
1975  
1976  
1977  
1978  
1979  
1980

1981  
1982  
1983  
1984  
1985  
1986  
1987  
1988  
1989  
1990

1991  
1992  
1993  
1994  
1995  
1996  
1997  
1998  
1999  
2000

2001  
2002  
2003  
2004  
2005  
2006  
2007  
2008  
2009  
2010

2011  
2012  
2013  
2014  
2015  
2016  
2017  
2018  
2019  
2020

2021  
2022  
2023  
2024  
2025  
2026  
2027  
2028  
2029  
2030

2031  
2032  
2033  
2034  
2035  
2036  
2037  
2038  
2039  
2040

2041  
2042  
2043  
2044  
2045  
2046  
2047  
2048  
2049  
2050

1880  
 1881  
 1882  
 1883  
 1884  
 1885  
 1886  
 1887  
 1888  
 1889  
 1890  
 1891  
 1892  
 1893  
 1894  
 1895  
 1896  
 1897  
 1898  
 1899  
 1900

1880  
 1881  
 1882  
 1883  
 1884  
 1885  
 1886  
 1887  
 1888  
 1889  
 1890  
 1891  
 1892  
 1893  
 1894  
 1895  
 1896  
 1897  
 1898  
 1899  
 1900

1880  
 1881  
 1882  
 1883  
 1884  
 1885  
 1886  
 1887  
 1888  
 1889  
 1890  
 1891  
 1892  
 1893  
 1894  
 1895  
 1896  
 1897  
 1898  
 1899  
 1900

1880  
 1881  
 1882  
 1883  
 1884  
 1885  
 1886  
 1887  
 1888  
 1889  
 1890  
 1891  
 1892  
 1893  
 1894  
 1895  
 1896  
 1897  
 1898  
 1899  
 1900

1880  
 1881  
 1882  
 1883  
 1884  
 1885  
 1886  
 1887  
 1888  
 1889  
 1890  
 1891  
 1892  
 1893  
 1894  
 1895  
 1896  
 1897  
 1898  
 1899  
 1900

1880  
 1881  
 1882  
 1883  
 1884  
 1885  
 1886  
 1887  
 1888  
 1889  
 1890  
 1891  
 1892  
 1893  
 1894  
 1895  
 1896  
 1897  
 1898  
 1899  
 1900



TABLE OF CONTENTS

Page	Chapter
1	Introduction
15	Chapter I
30	Chapter II
45	Chapter III
60	Chapter IV
75	Chapter V
90	Chapter VI
105	Chapter VII
120	Chapter VIII
135	Chapter IX
150	Chapter X
165	Chapter XI
180	Chapter XII
195	Chapter XIII
210	Chapter XIV
225	Chapter XV
240	Chapter XVI
255	Chapter XVII
270	Chapter XVIII
285	Chapter XIX
300	Chapter XX
315	Chapter XXI
330	Chapter XXII
345	Chapter XXIII
360	Chapter XXIV
375	Chapter XXV
390	Chapter XXVI
405	Chapter XXVII
420	Chapter XXVIII
435	Chapter XXIX
450	Chapter XXX







圖 11. 建築圖例



MAP OF THE  
STATE OF TEXAS





THE HISTORY OF THE

ROYAL SOCIETY OF LONDON  
AND THE  
ROYAL SOCIETY OF EDINBURGH  
AND THE  
ROYAL SOCIETY OF BERLIN



THE HISTORY OF THE  
ROYAL SOCIETY OF LONDON  
AND THE  
ROYAL SOCIETY OF EDINBURGH  
AND THE  
ROYAL SOCIETY OF BERLIN



THE HISTORY OF THE  
ROYAL SOCIETY OF LONDON  
AND THE  
ROYAL SOCIETY OF EDINBURGH  
AND THE  
ROYAL SOCIETY OF BERLIN

Figure 1. A schematic diagram of the experimental setup for the study of the effect of the angle of the inclined plane on the motion of a block. The diagram shows a block on an inclined plane, a pulley, a string, and a weight. The angle of the inclined plane is labeled as  $\theta$ .



Figure 2. A schematic diagram of the experimental setup for the study of the effect of the angle of the inclined plane on the motion of a block. The diagram shows a block on an inclined plane, a pulley, a string, and a weight. The angle of the inclined plane is labeled as  $\theta$ .

Angle $\theta$ (degrees)	Acceleration $a$ (m/s <sup>2</sup> )	Time $t$ (s)	Distance $s$ (m)
0	0	0	0
10	0.17	1.0	0.085
20	0.34	1.0	0.17
30	0.51	1.0	0.255
40	0.68	1.0	0.34
50	0.85	1.0	0.425
60	1.02	1.0	0.51
70	1.19	1.0	0.595
80	1.36	1.0	0.68
90	1.53	1.0	0.765

Angle $\theta$ (degrees)	Acceleration $a$ (m/s <sup>2</sup> )	Time $t$ (s)	Distance $s$ (m)
0	0	0	0
10	0.17	1.0	0.085
20	0.34	1.0	0.17
30	0.51	1.0	0.255
40	0.68	1.0	0.34
50	0.85	1.0	0.425
60	1.02	1.0	0.51
70	1.19	1.0	0.595
80	1.36	1.0	0.68
90	1.53	1.0	0.765

Angle $\theta$ (degrees)	Acceleration $a$ (m/s <sup>2</sup> )	Time $t$ (s)	Distance $s$ (m)
0	0	0	0
10	0.17	1.0	0.085
20	0.34	1.0	0.17
30	0.51	1.0	0.255
40	0.68	1.0	0.34
50	0.85	1.0	0.425
60	1.02	1.0	0.51
70	1.19	1.0	0.595
80	1.36	1.0	0.68
90	1.53	1.0	0.765

1. The first part of the document discusses the importance of maintaining accurate records of all transactions. It emphasizes that every entry should be supported by a valid receipt or invoice to ensure transparency and accountability.

2. The second part details the various methods used for data collection and analysis. It includes a list of statistical techniques and software tools employed to process the large volume of data generated during the study.

3. The third section presents the results of the analysis, showing a clear trend of increasing activity over the period observed. The data indicates that the intervention had a significant positive impact on the target population.

4. Finally, the document concludes with a series of recommendations for future research and implementation. It suggests that the findings should be applied to other similar contexts to maximize the benefits of the intervention.

The following table provides a summary of the key findings from the study. It shows the distribution of data points across different categories and the overall trends observed.

Category	Value 1	Value 2	Value 3
A	15	20	25
B	10	15	20
C	5	10	15
D	3	5	8
E	2	3	5

The data indicates a steady increase in the values across all categories, with the most significant growth seen in category A. This suggests a strong positive correlation between the variables being measured.

The results of the analysis are presented in the following table, which shows the distribution of data points across different categories. The data indicates a clear trend of increasing activity over the period observed.

Category	Value 1	Value 2	Value 3
A	15	20	25
B	10	15	20
C	5	10	15
D	3	5	8
E	2	3	5

The data indicates a steady increase in the values across all categories, with the most significant growth seen in category A. This suggests a strong positive correlation between the variables being measured.

Category	Value 1	Value 2	Value 3
A	15	20	25
B	10	15	20
C	5	10	15
D	3	5	8
E	2	3	5





# APPENDIX

11



12



13



14









Figure 1

Figure 2



Figure 3



禮記卷之四十五  
祭義第十



祭義第十  
祭者，所以通于天地之德也。……  
祭之日，天子親帥三公，……  
祭之日，天子親帥三公，……



西 風 圖




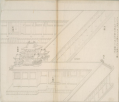
香 風 圖





PLAN OF THE HOUSE






1. The first part of the paper discusses the general theory of the problem. It is shown that the problem is equivalent to finding the minimum of a certain functional.



2. The second part of the paper is devoted to the numerical solution of the problem. It is shown that the numerical solution can be obtained by using the method of steepest descent.



THE UNIVERSITY OF CHICAGO  
LIBRARY  
1100 EAST 58TH STREET  
CHICAGO, ILL. 60637  
TEL: 773-936-3000  
WWW.CHICAGO.EDU

THE UNIVERSITY OF CHICAGO





1914



THE DOG  
1914





1880  
1881  
1882  
1883  
1884  
1885  
1886  
1887  
1888  
1889  
1890  
1891  
1892  
1893  
1894  
1895  
1896  
1897  
1898  
1899  
1900

1880  
1881  
1882  
1883  
1884  
1885  
1886  
1887  
1888  
1889  
1890  
1891  
1892  
1893  
1894  
1895  
1896  
1897  
1898  
1899  
1900

1880  
1881  
1882  
1883  
1884  
1885  
1886  
1887  
1888  
1889  
1890  
1891  
1892  
1893  
1894  
1895  
1896  
1897  
1898  
1899  
1900

1880  
1881  
1882  
1883  
1884  
1885  
1886  
1887  
1888  
1889  
1890  
1891  
1892  
1893  
1894  
1895  
1896  
1897  
1898  
1899  
1900

1880  
1881  
1882  
1883  
1884  
1885  
1886  
1887  
1888  
1889  
1890  
1891  
1892  
1893  
1894  
1895  
1896  
1897  
1898  
1899  
1900

1880  
1881  
1882  
1883  
1884  
1885  
1886  
1887  
1888  
1889  
1890  
1891  
1892  
1893  
1894  
1895  
1896  
1897  
1898  
1899  
1900

















THE HISTORY OF THE WORLD



THE HISTORY OF THE WORLD  
THE HISTORY OF THE WORLD  
THE HISTORY OF THE WORLD  
THE HISTORY OF THE WORLD  
THE HISTORY OF THE WORLD

THE HISTORY OF THE WORLD  
THE HISTORY OF THE WORLD  
THE HISTORY OF THE WORLD  
THE HISTORY OF THE WORLD  
THE HISTORY OF THE WORLD




THE HISTORY OF THE WORLD  
THE HISTORY OF THE WORLD  
THE HISTORY OF THE WORLD  
THE HISTORY OF THE WORLD  
THE HISTORY OF THE WORLD



日本古建築圖 卷之四



五洲圖



大清國



大清國



1. 1870



1870

1870

1870



1870



**CONTENTS**

1	2	3	4
5	6	7	8
9	10	11	12
13	14	15	16
17	18	19	20
21	22	23	24
25	26	27	28
29	30	31	32
33	34	35	36
37	38	39	40
41	42	43	44
45	46	47	48
49	50	51	52
53	54	55	56
57	58	59	60
61	62	63	64
65	66	67	68
69	70	71	72
73	74	75	76
77	78	79	80
81	82	83	84
85	86	87	88
89	90	91	92
93	94	95	96
97	98	99	100



This is a detailed description of the structure shown in the illustration above. It features a large, rounded dome supported by a series of columns or pillars. The structure is highly decorative, with intricate patterns and designs. To the left of the main structure, there is a smaller, more delicate object that appears to be a figure or a smaller building. The overall style is that of a historical or architectural drawing.

The text on the right side of the page provides further details and information about the structure, including its name and location. It is written in a clear, legible font and is organized into several paragraphs.

# CHINA

- 1. Peking
- 2. Tientsin
- 3. Hankow
- 4. Shanghai
- 5. Canton
- 6. Harbin
- 7. Kwantung
- 8. Manchuria
- 9. Mongolia
- 10. Tibet
- 11. Sinkiang
- 12. Szechwan
- 13. Hunan
- 14. Anhwei
- 15. Kiangsu
- 16. Chekiang
- 17. Fukien
- 18. Kwangtung
- 19. Kwangsi
- 20. Yunnan
- 21. Guizhou
- 22. Sichuan
- 23. Shaanxi
- 24. Shanxi
- 25. Gansu
- 26. Ningxia
- 27. Qinghai
- 28. Tibet
- 29. Mongolia
- 30. Sinkiang

Scale of Miles  
0 100 200 300 400 500 600 700 800 900 1000



CHINA  
The People's Republic of China  
The Republic of China



1875

1875

1875

1875

1875

1875

1875

1875

1875

1875

1875

1875

1875

1875

1875

1875

1875

1875





1881



圖 繪 地 圖



圖 繪 地 圖



Vertical text on the right side of the page, likely a legend or a list of items corresponding to the map. The text is arranged in a single column and is written in a traditional Chinese style.























内 外 四 州 圖



四 州 圖





圖 國 國 國 國 國 國



卷之四



Figure 1

Figure 2



Figure 3





Text in vertical columns, likely a commentary or a related text, written in a traditional Chinese style. The text is arranged in approximately 15 columns, with varying line lengths. The characters are small and densely packed, typical of classical Chinese printed books. The text is written in black ink on a light-colored paper background.





[The text on this page is extremely faint and illegible due to the low resolution of the scan. It appears to be a multi-column layout of text, possibly a newspaper article or a page from a book.]







Table with multiple columns and rows of text, likely a list or index.

Main table with multiple columns and rows of text, possibly a ledger or data table.

Table with multiple columns and rows of text, possibly a header or summary section.

中華民國二十九年十月一日

國民政府

行政院

財政部

稅務司

第一

第二

第三

第四

第五



財政部稅務司

中華民國二十九年十月一日

Table with multiple columns and rows, containing faint text and numbers, possibly a ledger or record book.